

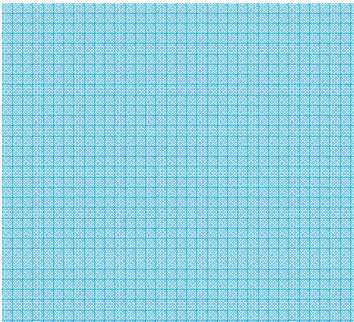





**EXECUTIVE SUMMARY:  
PARENTAL SATISFACTION:  
UNIVERSAL PRE-KINDERGARTEN**



SUSAN R. GREENBERG, M.S.  
A. DIRK HIGHTOWER, PH.D.  
GUILLERMO MONTES, PH.D.  
NOVEMBER, 2000




**children's institute**  
*Strengthening social and emotional health*




## EXECUTIVE SUMMARY

This report shows in tables and graphs the overall parental satisfaction ratings of 53 Universal Pre-K classrooms, 29 of them from the Rochester City School District and 24 to agencies participating in universal pre-k.

Parents were asked to give letter grades ranging from A to F, in seven areas:

- 
- Parent needs, communication and involvement
  - Children's needs and involvement
  - Teacher
  - Administration
  - Building, room and equipment
  - Learning environment
  - Overall program



The vast majority of parents rated their child's program in the A to A- range. Although there are small variations by RCSD provided versus agency provided, there is no consistent pattern.

The tables and graphs that follow provide considerable more detail and careful examination is recommended.

---

Note: Reference T00-613

**For full transcript contact customer service: (585) 295-1000 x 256**